



BOROUGH OF MORRISVILLE

35 Union Street • Morrisville, Pennsylvania 19067

Phone: 215-295-8181 • Fax: 215-736-6370

www.morrisvillepagov.com

INSPECTION PROGRAM FOR CURBS AND SIDEWALKS APPLICATION FOR REPAIR PERMIT

Date _____

Property Owner _____

Address _____

Contractor _____

Address _____

Pennsylvania Contractor Registration Number _____
(Contractor shall provide a copy of the Pennsylvania Home Improvement Contractor Registration)

Location of Repair _____

Sidewalk Square Footage _____ Curb Linear Footage _____

Cost of Repair \$ _____

APPLICANT SIGNATURE _____

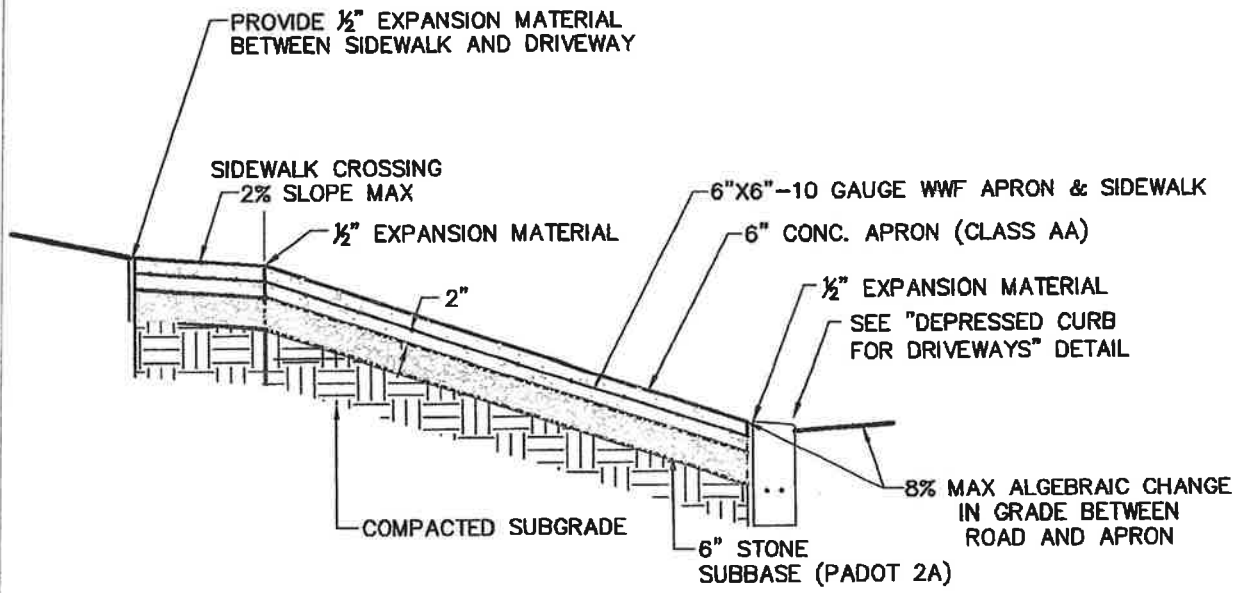
(If the Applicant is not the Owner of the subject property please see the attached Agents Affidavit)

All work shall be inspected by the Morrisville Borough Code Enforcement Department prior to the placement of concrete. All inspections require a minimum of 24 hour notice.

(This Section to be completed by Borough Staff)

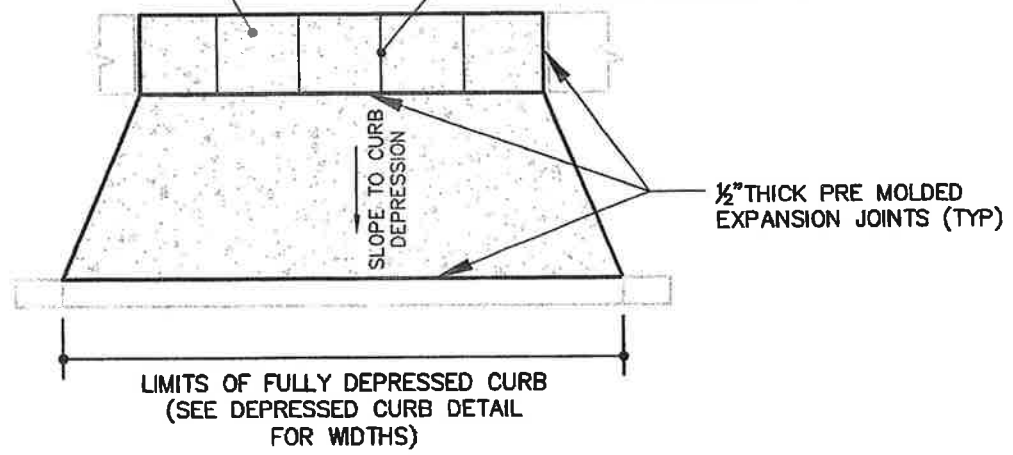
Application Received _____ Application Approved _____

Application Fee _____ Application Approved By _____



SIDEWALK ALIGNMENT AND CROSS-SLOPE TO BE CONTINUOUS ACROSS DRIVE IN RESIDENTIAL AREAS.

WIDTH AND JOINT SPACING FOR THE SIDEWALK, SHALL BE PER STANDARD CONCRETE SIDEWALK DETAIL.



INSTALLATION NOTES:

1. ALL CONSTRUCTION AND MATERIALS TO CONFORM WITH PADOT PUBLICATION 408, LATEST EDITION.
2. ALL CONCRETE TO BE CLASS AA FROM PADOT APPROVED SUPPLIER.
3. ALL DRIVEWAYS OR APRONS CONSTRUCTED ADJACENT TO CURB SHALL HAVE DEPRESSED CURB INSTALLED IN ACCORDANCE WITH THE DEPRESSED CONCRETE CURB FOR DRIVEWAYS DETAIL.

DRIVEWAY APRON REPLACEMENT STANDARDS - DRIVEWAY APRONS SHALL BE REPLACED WHEN THE FOLLOWING CONDITIONS OCCUR:

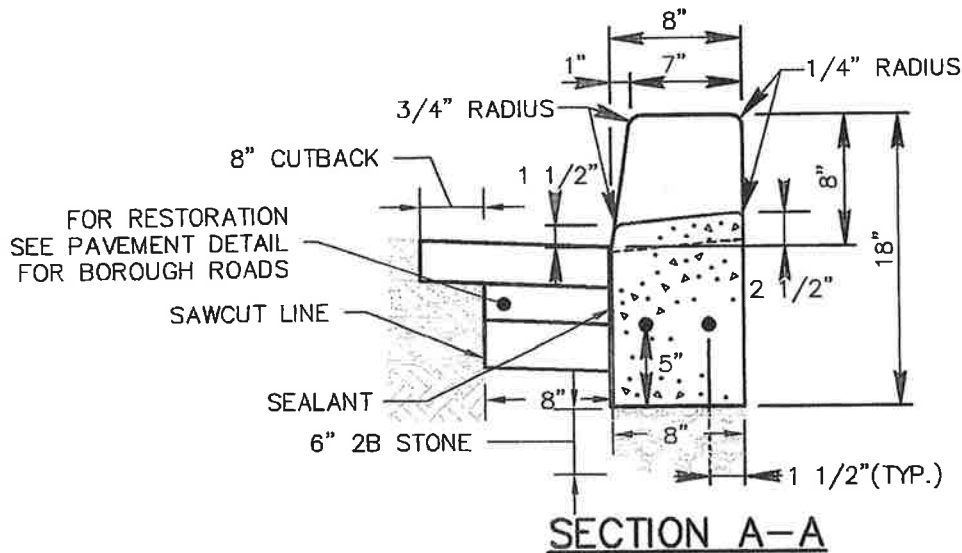
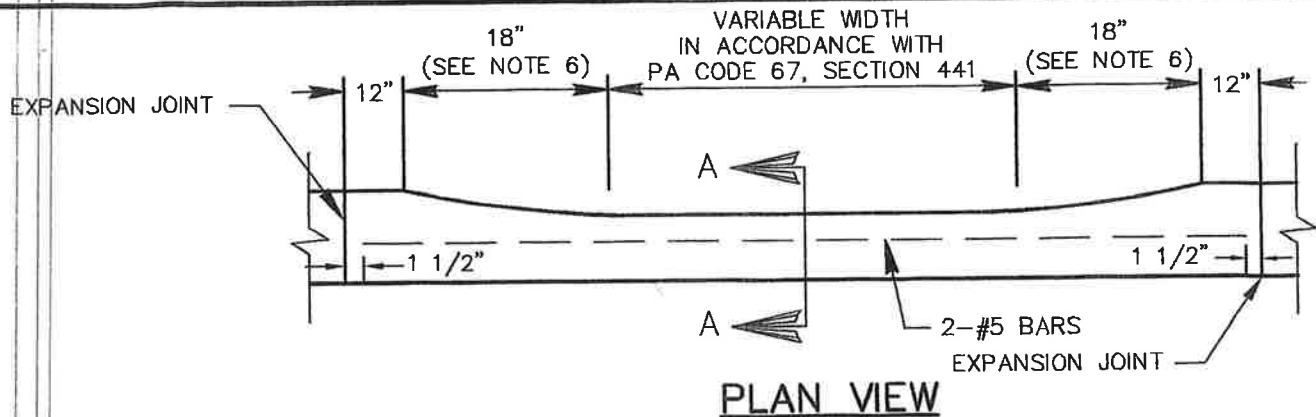
1. EVIDENCE OF DETERIORATED CONDITION.
2. APRONS PLACED WITH VERTICAL MISALIGNMENT OF 1/4" HIGHER OR LOWER THAN REQUIRED DEPRESSED CURB HEIGHT.

CONCRETE APRON FOR DRIVEWAY CROSSINGS

GILMORE & ASSOCIATES, INC.
 ENGINEERING & CONSULTING SERVICES
 508 CORPORATE DRIVE WEST
 LANGHORNE, PA 18047-8011 • (215) 345-4330
 www.gilmore-assoc.com

MORRISVILLE BOROUGH
 SPECIFICATIONS AND DESIGN STANDARDS
 35 UNION ST. MORRISVILLE, PA 19067 (215) 295-8181

DATE: MARCH 2018
 NOT TO SCALE
 DETAIL: 204C



NOTES:

1. TAPERED CURB IS TO BE USED WHEN EXISTING ADJACENT CURB IS TAPERED OR NEW CURB IS BEING INSTALLED. ALL OTHER EXISTING CURBS TO BE NON-TAPERED.
2. ALL CONCRETE TO BE CLASS A FROM PADOT APPROVED SUPPLIER.
3. ALL CONSTRUCTION AND MATERIALS SHALL CONFORM WITH PADOT PUBLICATION 408, LATEST EDITION AND COMPLETED IN ACCORDANCE WITH 102R.
4. EXISTING ROAD SURFACE TO BE SAWCUT ALONG CURB, NO MORE THAN 16" WIDTH.
5. INTERMEDIATE CONTROL JOINTS TYPICAL 2" DEEP X 3/16" WIDE. JOINTS TO BE PLACED AT 10' INTERVALS (MIN. OF 4' FOR CLOSURE OR CURVES).
6. A TRANSITION LENGTH OF 18 INCHES IS NOT ACCEPTABLE FOR LOCATIONS WITHOUT GRASS STRIP BETWEEN CURB & SIDEWALK. TRANSITION LENGTH SHALL BE INCREASED TO 3 FEET OR AS MAY BE NECESSARY TO PROVIDE AN ACCESSIBLE SIDEWALK MEETING ADA REQUIREMENTS.
7. PLACE 2" DEEP, 3/16" WIDE CONTROL JOINTS IN TOP OF DEPRESSED CURB IN UNIFORM SPACING OF 10' MAX.
8. PLACE 1/2" PREMOLDED EXPANSION JOINT FILLER ADJACENT TO CURB OR TO CONFORM TO CROSS SECTIONAL MATERIAL AT STRUCTURES AND AT THE END OF THE WORK DAY. CUT MATERIAL TO CONFORM TO AREA OF CURB.
9. SEE RC-50 FOR PLAIN CONCRETE CURB SLOPED TOP TREATMENT AT END OF STRUCTURES.
10. EXPANSION JOINTS ARE NOT PERMITTED THROUGH REINFORCEMENT BARS. END REINFORCEMENT BARS 1 1/2" FROM EXPANSION JOINTS.
11. ALL CURB FORMS MUST BE APPROVED BY THE BOROUGH ENGINEER.

DEPRESSED CONCRETE CURB FOR DRIVEWAYS & DIAGONAL CURB RAMPS

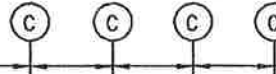
GILMORE & ASSOCIATES, INC.
ENGINEERING & CONSULTING SERVICES
508 CORPORATE DRIVE WEST
LANGHORNE, PA 19047-8011 • (215) 345-4330
www.gilmore-assoc.com

MORRISVILLE BOROUGH
SPECIFICATIONS AND DESIGN STANDARDS
35 UNION ST. MORRISVILLE, PA 19067 (215) 295-8181

DATE: MARCH 2018
NOT TO SCALE
DETAIL: 201C

GRASS STRIP	R.O.W. WIDTH
3'	40'
4'	50'
4'	60'
7'	80'
7'	100'

20' MAX
EQUAL SPACES BETWEEN
EXPANSION JOINTS (5' MAX.)



(E) = EXPANSION JOINTS
(C) = CONTROL JOINTS

JOINT SPACING

USE JOINT SPACING AS SHOWN
EXCEPT WHERE OTHERWISE
INDICATED.

7' MIN VERTICAL CLEARANCE
(INCLUDES ALL OBSTRUCTIONS)

SEE NOTE 6

2% MAX
SLOPE

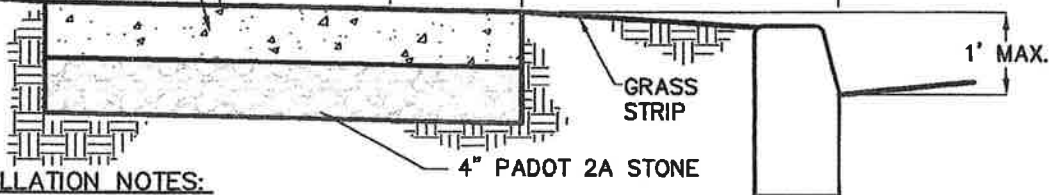
4' MIN.

(SEE NOTE 3)

VARIES

(SEE NOTE 5)

4" CONC.
CLASS A



INSTALLATION NOTES:

1. ALL CONSTRUCTION AND MATERIALS TO CONFORM WITH PADOT PUBLICATION 408, LATEST EDITION.
2. INSTALLATION OF CURB RAMPS FOR ACCESSIBILITY SHALL MEET ADA REQUIREMENTS AND SHALL BE IN ACCORDANCE WITH PADOT DETAILS RC-67M, LATEST EDITION. PADOT DETAILS ARE INCLUDED HEREWITH BY REFERENCE.
3. BOROUGH COUNCIL MAY REQUIRE ADDITIONAL WIDTH IN AREAS WHERE HIGHER VOLUMES OF PEDESTRIAN TRAFFIC ARE ANTICIPATED.
4. SIDEWALK SHALL NOT EXTEND BEYOND THE RIGHT-OF-WAY (NEW CONSTRUCTION) UNLESS EASEMENTS ARE PROVIDED AND SHALL NOT INTERFERE WITH MONUMENTS AND PINS. REFER TO NOTE 4 OF DETAIL 100R TYPICAL ROADWAY SECTION FOR BOROUGH ROADS.
5. WHERE EXISTING SIDEWALK ABUTS CURB, SURFACES SHALL BE FLUSH AND SHALL BE SEPARATED BY A 1/2" PREMOLDED EXPANSION JOINT, SECTION 511.
6. TRIM ROOTS AND INSTALL ROOT BARRIER IN ACCORDANCE WITH "ROOT PRUNING" AND "ROOT BARRIER" STANDARDS AS NEEDED.
7. ALL CONCRETE TO BE CLASS A FROM PADOT APPROVED SUPPLIER.
8. 1/2" PREMOLDED EXPANSION JOINTS SHALL BE PLACED EVERY THIRTY (30) FEET MAX WITH CONTROL JOINTS EVERY FIVE (5) FEET MAX AND A MINIMUM OF ONE (1) INCH IN DEPTH.
9. BROOM FINISH FOR NON-SLIP SURFACE.
10. THIS STANDARD IS NOT INTENDED FOR SIDEWALK WHICH CROSSES A DRIVEWAY.

SIDEWALK REPAIR AND REPLACEMENT STANDARDS:

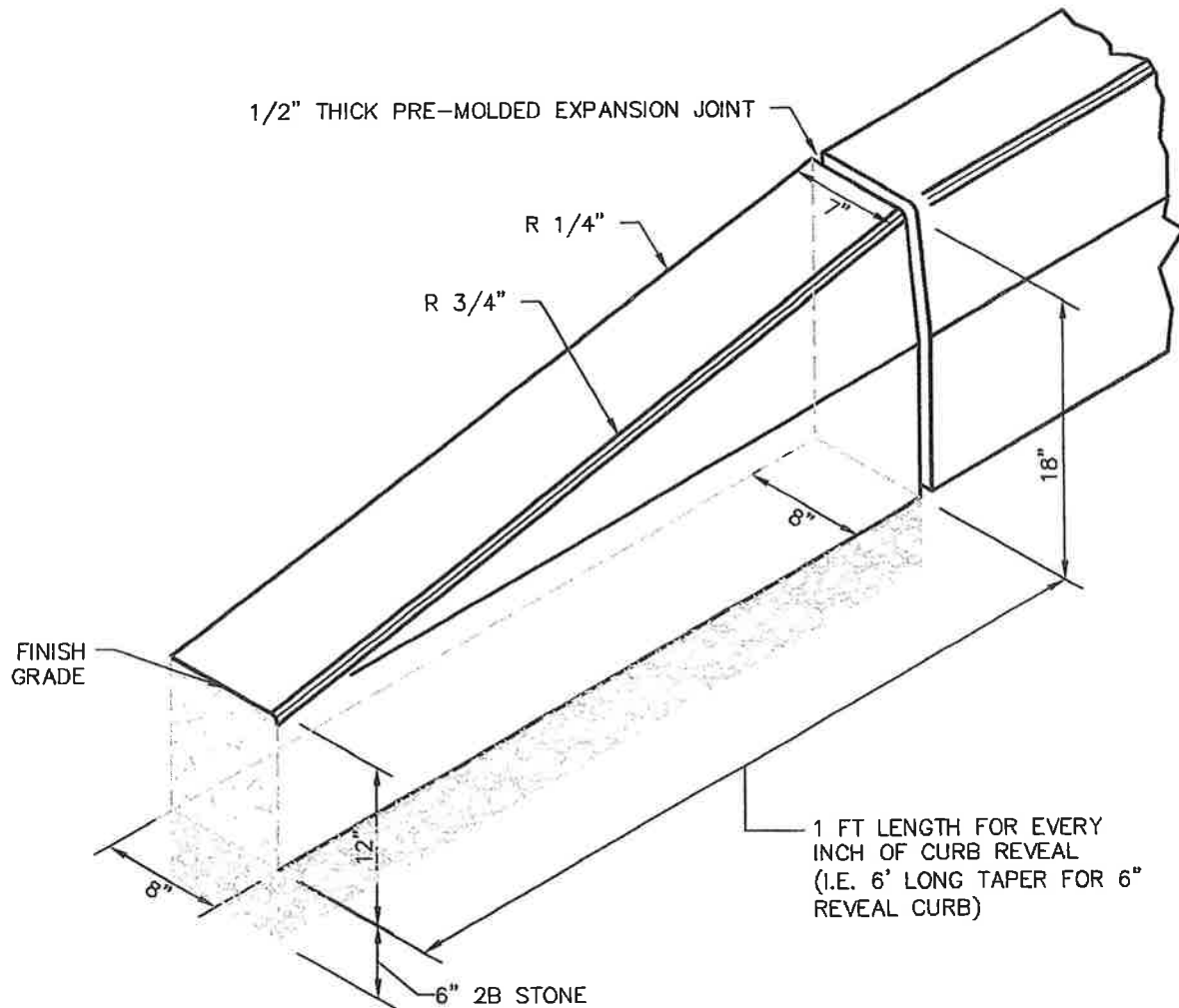
1. SIDEWALKS SHALL BE REPLACED WHEN THE FOLLOWING CONDITIONS OCCUR:
 - A. EVIDENCE OF DETERIORATED CONDITION.
 - B. SECTIONS WITH VERTICAL MISALIGNMENTS GREATER THAN 1/4" WITH WALKABLE SURFACES.

CONCRETE SIDEWALK INSTALLATION

GILMORE & ASSOCIATES, INC.
ENGINEERING & CONSULTING SERVICES
508 CORPORATE DRIVE WEST
LANGHORNE, PA 19047-8011 • (215) 345-3330
www.gilmore-assoc.com

MORRISVILLE BOROUGH
SPECIFICATIONS AND DESIGN STANDARDS
35 UNION ST. MORRISVILLE, PA 19067 (215) 295-8181

DATE: MARCH 2018
NOT TO SCALE
DETAIL: 203C



NOTE:

1. ALL CONSTRUCTION AND MATERIALS SHALL CONFORM WITH PADOT PUBLICATION 408, LATEST EDITION.
2. ALL CONCRETE TO BE CLASS A FROM PADOT APPROVED SUPPLIER.
3. ALL CURB FORMS MUST BE APPROVED BY THE BOROUGH ENGINEER.

TAPERED CONCRETE CURB FOR NON-PADOT APPLICATIONS



GILMORE & ASSOCIATES, INC.
ENGINEERING & CONSULTING SERVICES

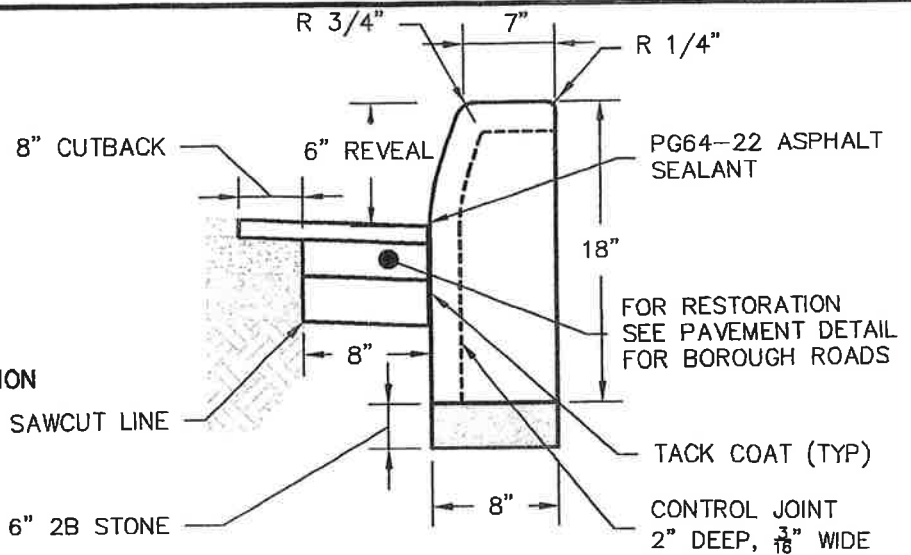
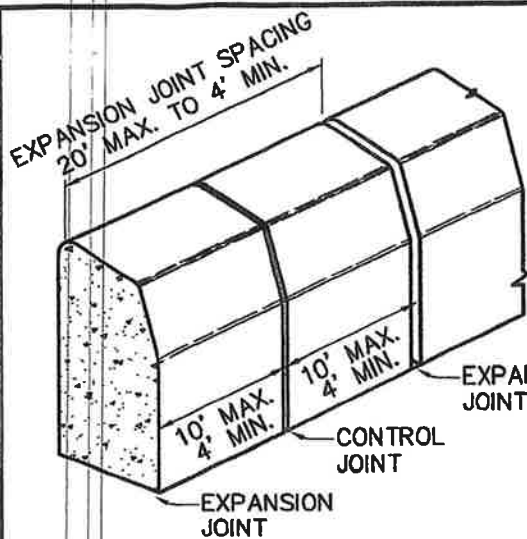
508 CORPORATE DRIVE WEST
LANGHORNE, PA 19047-8011 • (215) 345-4330
www.gilmore-assoc.com

MORRISVILLE BOROUGH

SPECIFICATIONS AND DESIGN STANDARDS
35 UNION ST. MORRISVILLE, PA 19067 (215) 295-8181

DATE: MARCH 2018
NOT TO SCALE

DETAIL: 202C



INSTALLATION NOTES:

1. TAPERED CURB IS TO BE USED WHEN EXISTING CURB BEING REPLACED IS TAPERED OR NEW CURB IS BEING INSTALLED. ALL OTHER EXISTING CURBS TO BE NON-TAPERED.
2. ALL CONCRETE TO BE CLASS A FROM PADOT APPROVED SUPPLIER.
3. ALL CONSTRUCTION AND MATERIALS SHALL CONFORM WITH PADOT PUBLICATION 408, LATEST EDITION.
4. EXISTING ROAD SURFACE TO BE SAWCUT ALONG CURB NO MORE THAN 16" MAXIMUM FROM CURB FACE.
5. EXPANSION JOINTS SHALL BE PLACED AT A MAXIMUM INTERVAL OF 20 FEET, AT THE END OF EVERY DAY, AND ON BOTH SIDES OF ALL STRUCTURES. JOINTS SHALL BE 1/2" THICK PRE-MOLDED MATERIAL.
6. INTERMEDIATE CONTROL JOINTS TYPICAL 2" DEEP X 3/16" WIDE. JOINTS TO BE PLACED AT 10' INTERVALS (MIN. OF 4' FOR CLOSURE OR CURVES).
7. TACK COAT EXISTING PAVEMENT AND ALL VERTICAL SURFACES BELOW PAVING LINE. IF BASE COURSE IS IN PLACE FOR MORE THAN 30 DAYS, THE SURFACE MUST BE CLEANED AND TACK COATED PRIOR TO INSTALLATION OF WEARING COURSE.
8. ALL ASPHALT JOINTS INCLUDING ALONG THE CURBLINE SHALL BE SEALED IN ACCORDANCE WITH 102R.
9. ALL CURB FORMS MUST BE APPROVED BY THE BOROUGH ENGINEER. ALL SLIP FORM CONSTRUCTION SHALL BE OBSERVED BY THE BOROUGH ENGINEER.

CURB EVALUATION CRITERIA - WHEN EVALUATING CURB FOR REPLACEMENT, IF ONE OF THE APPEARANCE OR MISALIGNMENT CONDITIONS LISTED BELOW EXISTS, THE CURB IS MARKED FOR REPLACEMENT.

1. MISSING CURB.
2. EVIDENCE OF DETERIORATED CONDITION AND/OR SECTIONS ARE LOOSE OR GONE.
3. DIAGONAL CRACKS.
4. MULTIPLE VERTICAL CRACKS IN A 10-FT SECTION. A SINGLE VERTICAL CRACK CAN BE SAW-CUT IF THEY APPEAR TO BE OLD STRESS CRACKS.
6. CHIPS LARGER THAN 2" ACROSS AND 1/4" DEEP.
7. CURB THAT HAS BEEN PATCHED OR CAPPED WITH CONCRETE.
8. CURB THAT HAS BEEN ALTERED BY HOMEOWNER. THIS MAINLY OCCURS AT DRIVEWAYS.
9. SIDEWALKS, DRIVEWAY APRONS, AND DRIVEWAY DEPRESSIONS THAT HAVE BEEN PAVED OVER WITH ASPHALT.
10. THE CURB HAS DROPPED OR RAISED AND THE TOP IS MISALIGNED MORE THAN 1/4".
11. THE CURB IS LEANING FORWARD TOWARDS THE ROAD SURFACE OR BACK TO THE GRASS STRIP AND IS MISALIGNED MORE THAN 1/4" ALONG THE VERTICAL JOINT.
12. IF THE CURB HAS BEEN PUSHED AND IS MISALIGNED BY MORE THAN 1/4".
13. TOP OF CURB AND FACE OF CURB SHALL BE FREE OF SURFACE DEFECTS. (I.E. HONEY COMB).

CURB REPLACEMENT STANDARDS

1. THE SHORTEST SECTION OF CURB TO BE REPLACED IS 5 FEET.
2. THE EXISTING ROADWAY IS TO BE SAW CUT & FULL FORMS ARE TO BE USED ON THE FACE OF CURB UNLESS APPROVED IN ADVANCE BY THE BOROUGH ENGINEER.
3. MONOLITHIC POURS OF CURB & DRIVEWAY APRON ARE NOT PERMITTED UNLESS APPROVED IN ADVANCE BY THE BOROUGH ENGINEER.
4. EXPANSION MATERIAL IS REQUIRED TO BE PLACED AGAINST THE EXISTING CONCRETE.

STANDARD CONCRETE CURB FOR NON-PADOT APPLICATIONS



GILMORE & ASSOCIATES, INC.
 ENGINEERING & CONSULTING SERVICES
 508 CORPORATE DRIVE WEST
 LANGHORNE, PA 19047-8011 • (215) 345-4330
 www.gilmore-assoc.com

MORRISVILLE BOROUGH
 SPECIFICATIONS AND DESIGN STANDARDS
 35 UNION ST. MORRISVILLE, PA 19067 (215) 295-8181

DATE: MARCH 2018
 NOT TO SCALE
 DETAIL: 200C



BOROUGH OF MORRISVILLE

35 Union Street • Morrisville, Pennsylvania 19067

Phone: 215-295-8181 • Fax: 215-736-6370

www.morrisvillepagov.com

AGENTS AFFIDAVIT

Date _____

Property Owner _____

Address _____

Project Address (if different) _____

Property Owner Signature _____

Contractor/Design Professional _____

Address _____

Pennsylvania Contractor Registration Number _____
(Contractor shall provide a copy of the Pennsylvania Home Improvement Contractor Registration)

Contractor/Design Professional Signature _____

This document shall verify that, the above referenced individual(s) is/are the owner(s) of the property indicated within the Project Address and have identified the referenced Contractor/Design Professional to serve as their duly authorized Agent for the submission of the attached Zoning/Building or other application(s) to Morrisville Borough.

By signing this document all parties understand that all statements are true and correct and false statements made within this Affidavit may subject individuals to penalties under the laws of Morrisville Borough and the Commonwealth of Pennsylvania.